



# JC Raulston Arboretum

AT NC STATE UNIVERSITY

Planning and planting for a better world

Friends of the JC Raulston Arboretum Newsletter

Number 2; Winter 1998

## Director's Letter

Warm winter greetings from the JC Raulston Arboretum! I hope your holidays were as gratifying and relaxing as they were for me. What a great time of year to enjoy plants in the garden that display unique and special ornamental features. As a child growing up in New England, I loved to go outside immediately after a heavy snowfall. I would venture down to the pond in the meadow behind my house and lie beneath the three huge white pines that were growing on the shore. The sound of the cold winter wind passing through the fine textured needles created a soothing, magical sound that I will never forget. I also enjoyed climbing those very same trees so high that I was hidden from view amongst the branches. *Pinus strobus* is a great climbing tree because of its "wagon wheel" branching pattern along the main trunk. Each set of branches is about four feet apart making it perfect for easy climbing. You cannot help getting pine resin all over your hands, a one to three day reminder of your climb. So let's be extra observant in our gardens this winter. We might discover, or even re-discover some wonderful winter feature just waiting to show itself to us. That is exactly one of the things I will be doing at the arboretum this winter, observing and photograph-

ing ornamental features of plants. I am excited about the new year and all it has to offer the arboretum. Our emphasis will continue to focus on what I am calling the "Three P's": plants, people and programs. To that end, I will be able to devote more time to my responsibilities as director. My teaching duties for the spring semester have been significantly reduced. I will be teaching one introductory horticulture course and still serving as Undergraduate Coordinator.

My plans for the winter and spring include spending one day a week in the garden collecting, propagating, planting, and evaluating plants. I will be assisting the staff and volunteers on many of the garden projects, leading tours and meeting with visitors. Another goal will be to photograph plants that show seasonal interest by month, resulting in a library of plant slides displaying unique features from January to December. Jonathan Nyberg is calling me the "Curator of Beauty!" I will also be working on putting together two or three new topical self-guided tours. I look forward to working with curators and the many volunteers who donate countless hours to the growth and maintenance of our garden. This also includes working with the many faculty members in the Department of Horticultural Science who use the arboretum for

teaching, research and outreach. My plans include talking with and visiting many of the growers that JC worked with over the years to continue to cultivate these very special relationships.

Jonathan has put together a fantastic Friends of the Arboretum Lecture series for the winter and spring season. Be sure to check the calendar of events and mark the dates. I will look forward to seeing you there! Be sure to keep Sunday, May 3rd open on your calendar. You don't want to miss the Gala in the Garden, a tremendous garden party event for all friends of the arboretum.

It is time to highlight a few people and direct your attention to some of the activities in which they have been involved. Kudos to Viv Finklestein who developed a new winter self-guided tour of the arboretum. Be sure to check it out before the season ends. Keep an eye on the Lath House; our new curator, Charlotte Presley, is busy improving that garden. For you web surfers out there, be sure to check out the JC Raulston Arboretum World Wide Web page. You will be amazed to see what is available there. What's more amazing than the web page itself is that it has been created and is maintained by Dr. Art Kelley. Art is an arboretum

See **Director's Letter**, page 20

# Table of Contents

---

|                       |   |                             |    |
|-----------------------|---|-----------------------------|----|
| Plant News.....       | 3 | Arboretum Tours.....        | 10 |
| Garden News.....      | 6 | Volunteer News.....         | 12 |
| Development News..... | 7 | Publication News.....       | 14 |
| Regional News.....    | 8 | JC.....                     | 16 |
| Mapping News.....     | 8 | Reviews & Previews.....     | 17 |
| Travel News.....      | 9 | Classified Advertising..... | 20 |

---

## Editor's Mailbox

### Congratulations, Diane!

Diane Flynt, formerly on the Arboretum staff and always one of our best supporters, was awarded the Garden Design Magazine Golden Trowel award for her garden in Greensboro, NC. Congratulations, Diane!! Take a look in the Dec. 97/Jan. 98 issue for a peek at her award-winning garden. She also wrote a nice article that begins, "I garden with ghosts." Great first line.

### Euthanasia

From the CENTS trade show listing, "Dr. Treevorkian will discuss his top ten methods of assisted herbicide." (Jim Chatfield, Ohio State Extension)

### Encore, Encore!

For people with time during the day and a desire for education, you couldn't do much better than the Encore, Center for Lifelong Enrichment program at the McKimmon Center on NC State Campus (plenty of easy access parking). Classes are on a wide range of topics and taught by NC State professors who donate their time. Samples include: Adventures of a Botanist in Italy, An Overview of the Geology of North Carolina, Wine Sensing, A Woman's Guide to

Investing, Environmental Ethics, The Bizarre World of Paracytes and a Tour of the Maymont Flower and Garden Show. Many, many others. Phone: 919-515-5782. Fax: 919-515-5778. e-mail: WWW: <http://www2.ncsu.edu/encore/>.

### Showtime

A recent news release by NC State information services announced our Holidays Decorations Workshop being taught by Kathleen Turner! Kathleen Thompson is reportedly enjoying her new persona.

### Recent Catalogs

The following are book catalogs received this fall, as if you didn't have enough to tempt you already.

The Food Products Press, Agriculture and Horticulture Books 10 Alice St. Binghamton, NY 13904. Phone: 1-800-Haworth, e-mail: [getinfo@haworth.com](mailto:getinfo@haworth.com). An excellent selection of textbooks, journals on such topics as agroforestry, agromedicine, horticultural therapy, aquaculture, nutrition, viticulture. These are books that you won't find in your local bookstore. They also have a high-quality horticultural poster listing.

Brooks Books, Specializing in Botany and Ornamental Horticulture. PO Box 21473, Concord, CA 94521. Phone: 510-672-456. e-mail: [brooksbk@interloc.com](mailto:brooksbk@interloc.com) 539 listings of previously owned books.

They also buy horticultural and botanical books.

Carol Barnett Books, 3562 NE Liberty St., Portland, OR 97211. Phone: 503-282-7036.

Elisabeth Woodburn, Books PO Box 398, Hopewell, NJ 08525. 609-466-0522. Including a 1636 Gerard's Herball for \$2850.00, and Mrs. Jane Loudon's The Ladies Flower Garden of Ornamental Bulbous Plants, 1841, for \$3250.00. Plus 67 other intriguing titles of all prices. JC often spoke of Woodburn's wonderful collection of horticultural books. We were delighted to see this new listing from her.

Timber Press, 133 SW Second Ave, Suite 450, Portland, OR 97204. Phone: 800-327-5680. e-mail: [www.timber-press.com](http://www.timber-press.com). Continues to be on the cutting-edge of horticultural publishing with Dirr's Hardy Trees and Shrubs and other great books in every new catalog. ■

## Correction

The last issue of the Newsletter listed a plant as *Liquidambar styraciflua* 'Starlight'. This plant has definitely been determined to be the same plant as *L. styraciflua* 'Frosty', selected by Tony Avent.

# Plant News

## 1998 Green and Growin' Display Plants

by Mitzi Hole and Bryce Lane

*The Green and Growin' Show is an annual conference and trade show for nursery professionals, landscape contractors, commercial flower growers, and other members of the green industry. The following plants were displayed in the Arboretum booth at this January show in Winston-Salem, NC. These plants are under evaluation for landscape potential at the Arboretum.*

*Agave deserti* (Agavaceae) This agave has grey-green leaves 18"x2" wide. It is from the Sonoran Desert and has yellow flowers. Probably hardy to Zone 8. Full sun; may require protected microclimate.

*Agave lophanthae* (Agavaceae) The seeds were collected for this agave in San Jose. Green leaves are marked with white. Zone 7.

*Amsonia hubrechtii* (Apocynaceae) Herbaceous perennial with whitish-blue to lavender spikes of flowers in early spring. Tolerates hot dry conditions. Develops superb golden orange fall color.

*Arum italicum* (Araceae) This perennial is dormant in summer with the tropical looking foliage emerging in winter. Grows best with winter sun and summer shade under deciduous shrubs and trees. Hardy to Zone 6.

*Callistemon citrinus* -"Crimson Bottlebrush" (Myrtaceae) A vigorous evergreen shrub to 15'. The narrow and rigid foliage is lemon scented when crushed. The flowers are crimson on dense spikes in summer. *Callistemons* like dry conditions and are very hardy, and tolerant of full sun. Zone 8.

*Chamaecyparis thyoides* 'Tom's Blue' (Cupressaceae) A blue selection of our native Eastern or Atlantic White Cedar. It is nearly as blue as some of the bluer *Cupressus* cultivars and should be very much more tolerant of heavy, damp soil than *Cupressus*, considering its native habitat of acid soil from Maine to Florida and Mississippi. This tree is not dwarf or slow growing, and so could reach 50' or taller. Sun; Zone 5.

*Chamaedaphne calyculata* 'Verdant' -"Leatherleaf" or "Cossondra" (Ericaceae) "Leatherleaf" or "Cossondra" is a close relative to *Leucothoe*. This member of the Ericaceae has similar white, urn-shaped flowers towards the tips of the branches in early spring. It differs from *Leucothoe* in its scaly leaves. It is native to Eastern Asia, usually on moist, sandy sites. A small shrub to 2'-3'. Sun or light shade, Zone 2.

*Chrysanthemum weyrichii* (Asteraceae) Superb low growing mum to 8-12". Forms a dense clump and spreads by stolons. Pink flowers in the fall.

*Euscaphis japonica* (Staphyleaceae) One of JC's favorites, originally from Korea. Compound foliage with clusters of showy red fruit in the fall. Grows to 30' and has interesting bark. Young stems develop a burgundy color in winter. An incredible small tree with loads of winter potential.

*Fatsia japonica* 'Variegata' (Araliaceae) Medium-large shrub

with 3 lobed leaves characterized by white coloration at the lobes. Easy to root and hardier than *Fatsia japonica*.

*Jasminum iraidii* (Oleaceae) New species from China not in U.S. cultivation. Hardiness and characteristics unknown, thought to be evergreen, though leaves turn brownish green in winter.

*Mahonia trifoliata* var. *glauca* (Berberidaceae) An attractive, medium sized evergreen for full sun. This rare shrub from Western Texas to Northern Mexico differs from other Mahonias in its trifoliolate glaucous, almost white leaves. Each leaflet is like an American Holly (*Ilex opaca*) in shape. Flowers are yellow. Berries are red and currantlike. Sun? hardiness? Perhaps Zone 7.

*Osmanthus fragrans* f. *aurantiacus* 'Conger Yellow' (Oleaceae) A large evergreen shrub with olive green spiny leaves. Flowers in late summer are strongly fragrant. The form *aurantiacus* has bright orange flowers. 'Conger Yellow' has bright yellow flowers. Hardier than normal *Osmanthus fragrans*.

*Podocarpus acutifolius* (Podocarpaceae) A small, erect, evergreen conifer with slender branches and 5/8" to 1" long, narrow, dull-green, gold-green or brown-green needles which taper to a fine point. Native to New Zealand. Probably Zone 8.

*Rhaphiolepis indica* 'Blueberry Muffin' (Rosaceae) A superior selection of *Rhaphiolepis indica* with a dense rounded habit. White flowering with black fruit, this cultivar develops dynamic purple winter color.

*Styrax japonicus* 'Snowfall' (Styracaceae) A new selection of *Styrax japonicus* that the Arboretum is helping to release. Cuttings

See 1998, next page

**1998, continued**

rooted well and came from a superior plant on NCSU campus. It has a more dense and rounded habit than other selections and displays prolific slightly fragrant white flowers.

*Viburnum tinus* 'Bewley's Variegated' (Caprifoliaceae) Beautifully variegated cultivar of the evergreen 'Laurestinus.' Medium to large shrub (to 10') with a dense, bushy habit. Full sun to partial shade. From the Mediterranean and hardy to Zone 7. ■

## A Great Native Evergreen: Atlantic White Cedar

by Laura G. Jull

Atlantic white cedar (*Chamaecyparis thyoides* (L.) B. S. P.) also known as southern white cedar, swamp cedar or white cedar, has a wide distribution. This evergreen tree grows in a narrow coastal belt, 80-209 km wide from the southern coast of Maine to South Carolina, with isolated stands in Georgia and eastern Florida, and a large stand occurring from the panhandle of Florida to Mississippi. According to Dirr (1990), this species of *Chamaecyparis* is the only one native to the eastern United States.

The narrow, conical form of the tree supports horizontal to pendulous branches with soft foliage. The tree reaches a height of 12-22 m with mature trees devoid of branches for 3/4 of its height. Mature cones are only 0.6-1.3 cm in diameter, spherical, bluish-purple turning brown when mature. Each cone consists of 6-10 scales with each scale bearing 1-5 rounded, 3 mm long seeds with thin marginal wings. The

seeds mature at the end of the growing season in September to October and are dispersed from October to March.

Although Atlantic white cedar occurs over a large area, pure stands are relatively small. The tree occurs on wet sites in acidic, fresh-water swamps and bogs near sea level and along stream banks. They usually grow on hummocks slightly elevated above the forest floor. Stands of Atlantic white cedar occur on shallow peat covered soils. Cedar wetlands provide a refuge for rare, endangered, or threatened species of plants and animals. Seedlings are also a favorite browse for deer, rabbits, and meadow mice. Excessive browsing by deer has been attributed to reduction of Atlantic white cedar regeneration in the New Jersey Pine Region following clear cutting or wildfires.

The yield of white cedar in pure stands is large, due to its long trunk and narrow crown. The wood is so extremely resistant to decay that old trees, buried in peat bogs, are harvested for use. Because of this property, the wood is used for house siding and outdoor furniture. It also has potential for use in wetlands reclamation, as an ornamental and for Christmas trees. Understocks from Atlantic white cedar can also be used to graft superior cultivars of other species of *Chamaecyparis* Spach (Raulston and Tripp, 1992).

Throughout its range, natural stands of Atlantic white cedar are diminishing rapidly. Acreage of white cedar in North Carolina alone has declined by as much as 90% within the last two centuries. Stands are diminishing due to extensive drainage, agricultural clearing, wildfires and logging. This destruction has been followed by inad-

equate regeneration measures and changes to the hydrology of the land. Reproduction of Atlantic white cedar is primarily through natural seeding with some sprouting occurring in areas browsed heavily by deer. However, white cedar usually fails to regenerate naturally after logging when no measures are taken to control competing vegetation. Attempts at artificial regeneration have failed due in part to the inability to produce enough seedlings on a production scale due to a very poor seed to seedling ratio.

Due to extensive reclamation efforts, there is increasing demand for transplants of Atlantic white cedar. According to Hinesley et al. (1994), propagation of Atlantic white cedar by cuttings is easy with nearly 100% rooting for softwood cuttings and 83% for hardwood cuttings. IBA treatment was unnecessary for stimulating rooting, but it increased the number of roots.

Seed germination requirements depend on the provenance (geographic seed source). Thus, stratification (moist pre-chilling), temperature and light treatments needed to maximize germination will vary with the provenance. In general, stratification at 4 degrees C. for 60 to 90 days is necessary to maximize germination. After stratification, seed germination can be maximized using alternating temperatures of 30/20 degrees C. and photoperiods greater than or equal to one hour. Seed viability is inherently poor, thus requiring rigorous seed grading prior to sowing. Nurserymen are cautioned not to cover the seeds following sowing since they are relatively small and require light to maximize germination. ■

# Garden News

## Notes from Mitzi

by Mitzi Hole

*Editor's note: For the past year, Mitzi has shouldered the awesome responsibility of maintaining the grounds at the Arboretum. This includes several greenhouses and the nursery area. Mitzi is the only full-time staff member of the Arboretum. Even with part-time help and volunteers, maintaining eight acres of intense plantings is a lot of work. Thanks Mitzi, for all of your hard work and leadership in keeping the plants (and cats) alive and looking good!*

The West Arboretum has a new look. You will recall from the summer *Update* that we decided to eradicate the bamboo in the far-west part of the Arboretum. We cut it back to the ground, and treated it with Round-up, but there were still stubs. This fall, NCSU campus maintenance put in a computer line from the back of the research station to the *Cercis* collection at the manhole. This was quite a construction nightmare, with cement trucks and backhoes digging 5' trenches and pouring concrete. We had to dig several trees in order for them to get the trucks in here. While they were back there, they automatically dug up some bamboo roots and stubs. Paul Lineberger, the farm superintendent, asked them if they would be willing to dig up the rest of the bamboo roots. Thankfully, they said yes. We then sowed grass to make

a path where the computer lines were put in. In case something has to be dug up, we won't have to remove any woody plants again. We are also planting a hedge along the fence to screen the businesses on the other side. We are planting a mixture of fast growing conifers, deciduous trees and dwarf conifers — only about two or three of each kind. One thing of interest are some oak seedlings from seeds that were collected by Yucca-Do Nursery on a recent Mexican trip. We also installed aluminum siding along the fence in hope that it will keep the bamboo roots on the other side of the fence from coming over into the West Arboretum. Of course we know that it's probably a big joke. It's going to be an ongoing battle back there, but hopefully, it is one that we can stay ahead of now since we've done all this work getting out most of the bamboo roots. Thanks to everyone from campus maintenance that helped us out in this project. Special thanks are due to Paul Lineberger for help on this, and so many other things — I don't know what we would do without Paul.

Another major undertaking has been the removal of *Magnolia grandiflora* cultivars in the East Arboretum behind the Necessary. Pat McCracken, the magnolia curator, wants to try new magnolia cultivars. We are hoping this area will be planted soon. It looks a little bare right now when you're used to that area being so thickly planted, but that is part of what the Arboretum does: plant, evaluate, dig-up, and plant again!

Another recent change has to do with the Leyland Cypress at the entrance to the Japanese Garden. They had gotten large and un-sightly. Several fell when Hurricane Fran went through and some of

them were still leaning. We decided to remove them and do another planting in that little entrance way. We've got some nice Japanese maples and dwarf conifers that were given to us by Rob Means of Yackinville Nursery. We're hoping to make that area more attractive.

The Southall Garden area, until recently, suffered from *Hedera helix* growing up into the trees and the plant beds, making it difficult for other plants in the bed to grow. I've been having students and volunteers remove the ivy. We did a planting of boxwood in there, and it looks very different without the ivy. Volunteers and students have also been removing ivy in the parking lot bed around the two *Quercus phellos*. We've planted several deciduous azaleas from the Lath House in that bed and are hoping that the removal of the ivy will give them a chance to thrive.

The Klein-Pringle White Garden has seen a lot of changes, too. Co-curators Karen Jones, Ann Owens and Jeff Briggs have planted extensive hedges of dwarf yaupon holly where originally they had plans to put in a rock wall. The hedge gives the garden a nice feeling by helping to connect all the White Garden. We were so ecstatic that the *Illicium floridanum* 'Alba' we dug and moved from the West Arboretum thrived beside the pool. It was almost totally defoliated by the time we planted it, but it leapt out this summer and was just absolutely spectacular! It has several new buds on it, so I think it will be beautiful next spring and summer.

The White Garden is not only white. It has had wonderful fall color. The *Hydrangea quercifolia*, *Fothergilla*

See **Mitzi**, next page

**Mitzi**, continued

'Mt. Airy' and *Itea virginiana* 'Henry's Garnet', have had spectacular red-bronze fall color. At this moment, the *Camellia oleifera* is in full bloom. This camellia was dug by the DOT tree spade from one part of the White Garden and transplanted to the entrance of the grass lawn that goes to the gazebo. We were all keeping our fingers crossed because it is such an integral part of the garden — and it's so beautiful. It looks like it is going to survive.

Another spectacular feature of the White Garden is the *Styrax japonica* 'Emerald Pagoda'. It was transplanted by tree spade from the field nursery. It is near the path coming from the perennial border. It was in full bloom last spring. When the petals fell, it looked as if it had snowed on the ground — breathtaking! I had more questions about that *Styrax* than anything else at the time. Be sure not to miss it this year.

Patricia Highland and Nancy Knight are changing the Almanac Garden into a butterfly garden. They spend a lot of time taking plants in and out of there. Keep your eyes on that garden, it's going to be very interesting. We're looking forward to seeing the results of their design.

In the Mixed Shrub Border, you will notice that we are digging up many ornamental grasses. The grasses currently planted have been around a long time and have all grown together. Many of the labels are missing and they just aren't looking that good. John and Jill Hoffman, of Hoffman's Nursery, have volunteered to curate a new grass garden. I've been getting students and volunteers dig up and remove grasses so John and Jill can plant their new selections. That's an-

other area that looks like it has been devastated, but like everything else here — out with the old and truck in the new.

I want to give you an idea of the scale of propagation and plants that we have for different programs. We have one fiberglass and one poly green-

house that are packed full with plants for the winter. We have two greenhouses that NCAN provided, one of which is full with cuttings taken for our joint venture, the JC Raulston Selections. The other house hasn't been installed with bottom heat or a mist system yet, so we've been letting plants that we just potted up harden-off in there. On campus we have a propagation house with two beds for rooting cuttings. After the fall semester is over, we get eight more beds which the propagation class has used in the fall. We keep these beds pretty much full of plants as well as a large number of seed trays for germinating seeds.

We get seeds and cuttings from many sources: Shanghai Botanical Garden, Yucca-do-Nursery (from another Mexican trip), and individuals such as Tony Avent (from his China trip) and Valerie Tyson — just to name a few. We are very lucky to have a lot of input from nurseries and friends. We're keeping the plant sharing alive. When we did the NCAN distribution in August, we distributed 120 packages of plants that we had grown. We also mailed out 50 boxes of plants to nurseries, universities and arboreta across the country. In the past, some of the plants were freshly rooted

**Karen and Mitzi bag a six foot black bambo rhizome**

cuttings. This year many of them were larger. I had wonderful volunteer help to bag those plants up and get labels on them. Valerie Tyson and Catherine Gaertner were great in helping me come up with labels. We actually had a printed label with a little blurb of information on each plant.

I'd like to say how wonderful my help has been this summer and fall, especially Karen Jones. I had two students that had to do volunteer work through the parks and recreation class. They were just great. All of the volunteers, as usual, have been wonderful. I don't know how we would do things here if it wasn't for the volunteers. I am constantly amazed at how well they work together. Their enthusiasm and good ideas keep me going more than they know. Val and Catherine Gaertner have been so helpful with labels. They have kept me on track about recording on our maps where we plant and remove. We will miss Catherine Gaertner when she is gone. What a good job she has done with mapping, helping the volunteer labelers and curators find plants in the Arboretum.

That's all I have for this newsletter. I hope everyone will come out to see us this year. ■

# Development News

---

## Gala in the Garden set for May 3

The days are getting longer, and spring is closer than you think. The Gala in the Garden is only weeks away! Mark you calendars for May 3, and start shopping for the perfect spring hat. The 1998 Gala in the Garden Steering Committee has great things in store.

### *Honorary chairmen*

James and Mary Jo Pringle

### *Co-chairmen*

Peggy Fain  
May McMillan Benson

### *Committee*

Ollie Adams  
Linda Anderson  
Karen Barnes  
Judy Blondeau  
Dee Bull  
Tim and Carroll Clancy  
Angela Dillard  
Marty Finkel  
Julie Fleming  
Pickett Guthrie  
Nancy Monteith  
Marjorie O'Keeffe  
Karen Nowell  
Mary Overcash  
Lou and Marcie Pucillo  
Barbara Robinson  
Susan Stevenson  
Marian Taylor  
Kathleen Thompson  
JW and Elizabeth York  
Rosemary York

## Karen Jones receives Klein-Pringle Internship

On October 14, 1997 Mitzi Hole and Catherine Maxwell presented Karen Jones with the Klein-Pringle White Garden Internship, a special award in recognition of her leadership in renovating the White Garden.

"We want this to be in remembrance of all the work done in the Klein-Pringle White Garden through cold, rotten weather and other adversities," said Mary Jo Pringle. "We really appreciate Karen, Mitzi, Jeff (Briggs), and Catherine for the planning, digging, planting, telephone calls, coordination, and all the work it took to complete the garden."

Karen became the curator of the White Garden in the fall of 1995, when she was a student in horticulture at NC State. Right away, Karen began her drive to renovate

the declining garden. She continued in that volunteer role after starting work at the Arboretum later that winter.

Karen recruited landscape architect Jeff Briggs to create the plan for the renovation. JC Raulston was delighted with the plan, and announced at the Gala in the Garden in May that he would find funding and complete the garden in time for the 1997 gala. Thanks to the generosity of the Pringles and the hard work of all involved, his words proved prophetic.

Karen continues to care for the Klein-Pringle White Garden with co-curators Jeff Briggs and Ann Owens. They are now working to fine tune the garden, and promise even greater things for the spring of 1998. ■

# Regional News

## High Point Gardeners Enjoy a Delightful Evening

by Nell Lewis

The High Point Friends of the JC Raulston Arboretum at NC State held a dinner at the Emerywood Country Club November 5. Approximately 175 gardeners came to hear speaker Tony Avent, owner of Plant Delights Nursery in Raleigh, and a close associate of Raulston's.

They came from Salisbury, Lexington, Thomasville, Kernersville, Greensboro, Randleman, Asheboro, Burlington, Reidsville, and points in between. They were people who knew and appreciated Raulston and who still mourn his death. They came to enjoy the speaker who shares a wealth of knowledge — with delightful humor.

He indicated beforehand that he usually showed slides, and he seemed a bit concerned about his program. Not to worry. Without props, without notes, he kept the rapt attention of his audience.

He stressed organic gardening, noting that chemical fertilizers can mean death to plants. Without man's interference, plants thrive on the buildup of organic material that nature provides.

"I consider a plant hardy until I have killed it myself — three times," Avent said. We need to experiment with plants. If one is not zoned for your area, exactly, try it anyway.

## Regional News

You may find that it does just fine. And you haven't lost much if it dies."

Avent suggests trying new plants, and like JC Raulston, he travels the world to find new plants to grow at his nursery. When he has decided that they will adapt to our gardens, and when he has sufficient supplies, he offers them to the public.

Our thanks to event chairman Shirley Duncan, and committee members Doris Deal, Marianne Hayworth, Mary Grace Megginson, Vera Fick, Ginny Fick, Evelyn Wood, Joe Minchak, Mary Louise Stone, Hilde Errico, Karen Noble, Georgia Orr, Irma Price, Norma Horney and their committee in High Point for sharing a delightful evening. ■

## Mapping News

in the Parking Lot, moved to the West Arboretum, switched over to the Lath House as Rosemary went into intense renovation mode, moved back to the west beds, then on to Southhall, the Japanese, Theme and White Gardens. Now she is leaving us for a better pasture, but the news is not all bad. The company Catherine will be working for offers educational and programming services for the mapping software we use, so she will be learning more about how to make our life easier. Not only that, she negotiated spending some of her time each year working with us! So, kudos and thanks to Catherine for all her hard work, past and future, and for sharing her plant encounters with us in the last newsletter as well.

Joel Schuman has joined the Arboretum staff to help maintain the map records that Catherine set up. He's a horticulture graduate student studying strawberries, and seems very comfortable at the computer. Welcome, Joel!

Martie Walsh has recently begun our Narcissus identification and mapping project. Brent Heath of The Daffodil Mart has offered to identify our Narcissus if we send him pictures of them. This sounds simple on the surface, but we have records of over 500 bulb plantings throughout the Arboretum, and they refuse to bloom in a neat and orderly schedule. Anyone interested in helping Martie organize all the different map, photo and name information, or even just going on "bulb patrol" to watch for new blossoms should call Martie at 833-2462 ■



# Mapping News

## Notes from Val

by Valerie Tyson

As the year ends, we find ourselves in much better shape with regard to plant records and maps. Catherine Gaertner joined us last March, taking on the huge task of getting the rest of the Arboretum beds onto the computer maps. Using the results of the Mapping Extravaganza last January/February, and old maps and lists we had on file (most unbelievably unreadable—I'm sure some of you remember those), and prevailing on visiting and local experts to help with identification, she chipped away at an overwhelming job. The East Arboretum beds had been done once, so she started



# Travel News

## 1997 Expedition to South Korea

by Tony Avent

*Editors note: I'm excited that Tony is allowing us to publish these field notes of his recent trip to South Korea. They give an excellent first-hand account of what it is like to be a modern day plant explorer — just perfect for those of us who are getting our travel thrills vicariously these days. Look for more installments in upcoming newsletters and be sure to attend Tony's FOA lecture April 16, 1998.*

**Mission Statement:** Our goal was to explore and bring back new plants or plants in short supply from Korea that have potential ornamental value in the United States, with a strong emphasis on perennials. There must be clear indication that the plants brought into the US have no inclination to become potential invasive pests. All plant specimens are to be clearly documented as to collection location, habitat, etc. via the use of GPS (Global Positioning System). Only seed and plant samples are to be taken, and in no instances will a wild population be decimated. It is our goal that these plants be evaluated as needed, then quickly as appropriate be introduced into the US horticultural trade.

In 1985, Dr. JC Raulston accompa-

nied by Barry Yinger, and the late Dr. Ted Dudley of the US National Arboretum went on the first of seven proposed collecting trips into much of the horticulturally unexplored regions of South Korea. This first trip, from August to November of 1985, concentrated on the West coast, and the islands off the Southwest corner of the mainland. Due to political complications, the remaining six proposed expeditions were cancelled. Our expedition was designed to quickly traverse the mainland, and at least two of the main islands, Cheju and Ullung. Our exploration group consisted of the following:

Tony Avent, Plant Delights Nursery/ Juniper Level Botanic Garden in Raleigh, NC; Dan Hinkley, Heronswood Nursery in Kingston, WA; Darrell Probst, epimedium and tricyrtis breeder in Hubbardston, MA; Bleddyn Wynn-Jones, Crug Farm in Wales; Sue Wynn-Jones, Crug Farm in Wales; Song Ki-Hun, Head of Plant Collections at Chollipo Arboretum in Chollipo, Korea.

### Thursday 9-25-97

I departed Raleigh-Durham, early in the morning on September 25, en route to Seattle. Here, I met the other two Americans on our trip, Dan Hinkley of Heronswood Nursery and Darrell Probst of Boston. By 2 p.m., we were on the plane to Korea, via Tokyo.

We arrived in Seoul at 10 p.m., making quick forays through customs and immigration. Our hotel for the night was to be the Airport Tourist Hotel, only a short 5 minute ride via shuttle from the airport. At 73,000 yuan per room this was to be the nicest and by far the most expensive hotel for the trip. After all, they had all the amenities: air conditioning, shower curtains, and best of all...beds!

### Friday 9-26-97

Arising early the next morning, we again took the shuttle back to the airport to pick up our rental van, which was indeed a chore as the rental agent spoke only broken English. With van in hand, we had only to wait for our other participants to arrive, Bleddyn and Sue Wynn-Jones of Wales. By 9:30 a.m., we assembled the group, became acquainted and headed south for our trip to the Chollipo Arboretum. Bleddyn offered to be our designated driver for the trip, since as Sue put it, "he makes a terrible passenger." I can only tell you that if Bleddyn ever gets tired of the nursery business, he will make a great race car driver.

If you've ever tried to drive in Seoul, then you can imagine what I mean when I say that we got really really lost. In fact, we turned the four hour drive to Chollipo into an adventurous seven hour trek. Thank goodness the road signs were printed both in Korean and English. It's too bad however that the signs didn't always match our maps.

We encountered our first and only rain storm during our drive, which would have certainly been our choice. Without a guide to help with menu selections, we stopped for our first meal at a local restaurant and sampled Korean cuisine. I'm still not sure what we ate, but I did recognize the rice. The one Korean food that you quickly come to recognize however is Kimchi. Kimchi is eaten at all three meals by the Koreans and consists of cabbage and assorted seasonings that is stored in large ceramic jugs on the outside roof or stoop until it is well fermented...sort of like Korean Sauerkraut. Another sign of things to come was no shoes in the restaurant and no chairs. I guess

See 1997, next page

**1997**, continued

Koreans all have good knees and limber legs, but for gangly Americans, this was not what I'd call fun.

After lunch we were on the road again, finally arriving at our destination at 4:30 p.m. Chollipo is a private arboretum on the western coast (Yellow Sea) of Korea near the town of Taean. Chollipo was started in the 1970's and is still run today by American Ferris Miller. He is an investment banker by trade, who moved to Korea in the 1950's and began buying up 160 acres of land on the coast near Taean. Miller is now in his 70's and recovering well after a near fatal stroke in 1993. He is attempting to open the arboretum to the public, so that the plant collections can be enjoyed after his death.

We were allowed to stay in one of Miller's guest houses, the Magnolia House. It was absolutely stunning, constructed in the authentic Korean style with the common sunken roof line. After a short rest, we joined Ferris for dinner at a local restaurant back in Taean (nearly 30 minutes away). Again, a wonderful meal with meat on the grill, all kinds of sauces, but alas...sitting on the floor. Also, forget finding a no smoking section.

**Saturday 9-27-97**

We got up early in order to share the one bathroom in the Magnolia house. We then opted to get our bearings in the wild quickly, so off to the woods we went. Driving up the road from Chollipo, we found wonderful coastal pine forests. Within just a few minutes, we were finding such treasures as *Disporum smilacina*, *Disporum flavens*, *Convallaria keiski*, and a number of terrestrial orchids. The forest floor was a virtual carpet of the wonderful *Hepatica asiatica*, and one of my

favorite and heretofore rare woodlanders *Syneilesis aconitifolia*. This was also my first opportunity to see the wonderful solomon's seal, *Polygonatum involucreatum* with flower bracts resembling small handkerchiefs hanging below the arching stems.

Further down the road, we found a forest full of one of my favorite conifers, *Juniperus rigida*. It's hard to find anything in the US other than the pendulous forms, and these were stunningly upright, and fortunately loaded with seed. Here, we also found a wonderful 3' tall aconitum with soft yellow flowers that excited us all, *Aconitum albobolaceum*.

The next thing we knew it was time for lunch, which Ferris had prepared for us back at the Magnolia House. Again, a magnificent spread and more food that we could possibly eat. After lunch, we were given a quick tour of part of the Chollipo Gardens by the Head of Plant Collections, Song Ki-Hun. Ki-Hun has worked at Chollipo for nearly 20 years, and had spent time at the Longwood Gardens program here in the US. His English was fabulous, as was his plant knowledge, and we were quite excited to find that he would be our guide through most of our trip.

The gardens, which specialize in two of Ferris's favorites, hollies and magnolias, are a plantsman's dream. If I had to pick one favorite (as the magnolias were not in bloom), it would have to be a spectacular maple, *Acer insularis*. This 25' specimen of a little known maple (aka: *Acer morifolium*) has lovely foliage resembling a carpinus, and a beautiful shape. I only wish we had more time, as at

See **Expedition**, page 18

# Arboretum Tours

*JC Raulston  
Arboretum Tours present*

## Private Gardens of Asheville

June 6 and 7, 1998  
Led by Catherine Maxwell and  
Jonathan Nyberg, Arboretum staff

**Saturday, June 6, 1998**

Depart 7:00 a.m. from the JC Raulston Arboretum, 4301 Beryl Rd. Raleigh, NC. We will drive directly to eat lunch at the home of Peter and Jasmine Gentling, (formerly the summer house of Herbert Hoover), who have a magnificent garden of textural plants with a Japanese influence. Their garden was recently featured in *Fine Gardening* magazine. Mid-afternoon we visit Peter and Kathy Wallenborn's garden, a controlled patchwork of perennials, annuals, shrubs and conifers. We'll stay in downtown Asheville at the Interstate Motel. Those of you who have been on trips with JC will remember this as his favorite budget motel within walking distance of downtown. This tour is priced with and without motel accommodations because we know people may have friends they wish to stay with in Asheville. Dinner and the evening are on your own. If you don't already know about all the wonderful restaurants, coffeehouses and shops in downtown Asheville, you're in for a real treat!

**Sunday, June 7, 1998**

See **Tour**, next page

**Tour**, continued

At 8:45 a.m. we will leave for two private gardens. Our host will be garden writer Peter Loewer. He will first show us his garden, which is an eclectic blend of many plants and includes a marvelous view of Lake Kennilworth. Then we move next door to the magnificent garden created over a 40 year period by Doan Ogden. It has continued to flourish under the able stewardship of John Cram. After lunch downtown, you may wish to stay in town to browse the great antique stores, relax at a cafe, visit friends, or anything else you might fancy. The bus will leave for a trip to Craggy Gardens on the Blue Ridge Parkway. Though not a private garden, there are many private spots one could hike to. Of course, the weather will be sparkling so the views from the parkway will be breathtaking. We also hope to catch the Catawba rhododendrons in full-bloom. We leave Asheville at 5:00 p.m., arriving at the JC Raulston Arboretum around 10:00 p.m.; tired, but quite satisfied by the companionship of the weekend and the glorious sights from the private gardens of Asheville.

•**Price: \$145.00**, includes: bus transportation as outlined above, lunch on Saturday, all garden entrance fees, double accommodation Saturday night.

•Without accommodations: \$115.00. Single accommodations: \$175.00.

•Minimum 25 participants, maximum 45 participants.

•To register, send your name, address, phone number (day and evening) and payment (made out to: NC Agricultural Foundation) to: JC Raulston Arboretum, Asheville Tour, Dept. of Horticultural Science, Box 7609, NCSU, Raleigh, NC 27695. Phone: 919-515-3132 for further information. Thank you. ■

*JC Raulston*  
*Arboretum Tours present*

## Landscape Horticulture Diversity in Lower Central Europe

July 23, 1998 — August 3, 1998  
Led by Bryce Lane, Director.

This tour was designed by JC. The only change we made was adding a day of leisure in Italy (please forgive us JC). You should expect the same frenetic plant-crazed pace of previous Arboretum tours. Here is a brief itinerary. Phone the Arboretum office, 919-515-3132, to obtain the complete itinerary.

**Day 1: July 23, 1998**  
Arrive in Munich, Germany.

**Day 2: July 24, 1998**  
Munich, Schlosspark Nymphenburg, afternoon free to explore city or visit the largest "English Park" in Europe; night in Munich.

**Day 3: July 25, 1998**  
Salzburg, Austria, Schloss Hellbrunn Gardens and Waterworks. Back to Germany for Linderhof; night in Munich.

**Day 4: July 26, 1998**  
Tubingen Botanic Garden, Mainau Island Gardens; night in Zurich, Switzerland.

**Day 5: July 27, 1998**  
Zurich Botanic Gardens, Schynige Platte Alpine Botanic Garden; night in Geneva, Switzerland.

**Day 6: July 28, 1998**  
Geneva Botanic Garden; night in Lugano, Italy.

**Day 7: July 29, 1998**  
Italian lake area, Villa Taranto Garden, Brissago Island Gardens, Isola Bella Gardens; night in Verona, Italy.

**Day 8: July 30, 1998**  
Leisure day in Verona, Italy, many garden possibilities; night in Verona.

**Day 9: July 31, 1998**  
Padua Botanic Garden; night in Salzburg, Austria.

**Day 10: August 1, 1998**  
Leisure time in Vienna, Austria, Schonbrunn Palace; night in Vienna.

**Day 11: August 2, 1998**  
Linz Botanic Garden, Munich Botanic Garden; night in Munich.

**Day 12: August 3, 1998**  
Depart from Munich.

**Price:** \$2,925, includes airfare from Charlotte, Atlanta or New York, Dbl occupancy rooms, 10 nights accommodations with private facilities in superior tourist class hotels with continental breakfast, ground transportation, \$200 donation to Arboretum in lieu of tips for Arboretum staff (one other Arboretum staff member will accompany tour), all tips except bus driver, 25 participant minimum. Single supplement is \$350. To register contact: Marti Ehrlich, Ronningen Travel Center, 226 East Sixth Avenue, Hendersonville, NC 28792. phone: 704-693-1922. fax: 704-693-1967. ■

Napoleon to Josephine,  
"Home in three days,  
don't bathe."

# Volunteer News

## Notes from Harriet

by Harriet Bellerjeau

### Remembering Rosemary

Last October, Rosemary Kautzky moved to Des Moines, Iowa. In the year before leaving, she contributed over 300 hours gardening at the Arboretum. We remember her energy, enthusiasm, hard work and easy smiles. Early in the spring of 1997, before taking on full responsibility for heading up a team of gardeners in the Lath House, she worked in the Mixed Border. But it is her effort with the Lath House that we remember so often. It underwent major renovation when Rosemary took it on. Mulching, removing, identifying and labeling all of the plants, Rosemary and her crew made this area into one of the Arboretum's most precious gems.

We've heard that the early snows in the mid-west have made for difficult gardening. She's already gotten a head start this fall designing her new garden, and most of the plants she carried to Iowa from her own garden here in Raleigh have been transplanted. A number of these were arboretum trials being given yet another opportunity for us to "wait and see" how they adapt.

Our heartfelt thanks to Rosemary for her special devotion to carrying on the tradition and legacy of JC Raulston in planning and planting for a better world. ■

### New curators

When Rosemary Kautzky moved away there was an uncomfortable tug at our sleeves. Who would be

able to fill her muddy shoes? Who would know enough and be devoted enough to take up where Rosemary left off? Rosanna Adams and Tena Oberle urged the third member of the Lath House team to take the lead. So Charlotte Presley is now moving forward with new richness and dedication. She and the team have just finished laying stone and artistically arranging large rocks along the front of the lath house. Many new acquisitions are needed to continue the work. Just for starters a list of about 25 woody plants have been envisioned, and this does not include the shade loving perennials and moisture loving cultivars.

There's every indication that at this point funds are needed for the purchase of these additional plants and to replace those which have died. Should you wish to help, please contact the Arboretum Office 515-3132 and earmark your contribution for the Lath House or contact Charlotte directly at 851-0555.

In response to an ever growing need (no pun intended), several interest areas at the Arboretum were identified in the last newsletter in hopes that a curator would come forward. Guy Meillieur has done just, accepting responsibility for the conifer collection. He will begin working in the Conifer Garden on Wednesday mornings from 9 a.m. till noon. Guy will need assistance for mulching, aerating and extension of a footpath. Please see feel free to contact him directly at 387-7045.

December brought some wonderfully mild weather and also brought several volunteers together in the Japanese Garden. Dan Howe, the new curator, is anxious to bring this area some attention. The greatest needs will be for the

lumber and labor to take off and replace the old boards. We're looking for a carpenter to head up a small team of folks. The work shouldn't take more than a day or two. As well, if there is anyone out there who is skilled in the art of fine pruning we would sure love to have you donate some hours. Please arrange your interest with Dan directly at 848-5462. ■

### Help wanted!

Volunteers are currently needed in the following non-gardening areas: mailings, Gala in the Garden, the Raleigh Home and Garden Show, telephone tree, drawing plants on the computer map, volunteer activities, children's materials for the web-site, photographers, graphic artists, carpenter, grant writers and Volunteer Office (Looking for Saturday all day and Sunday afternoons). Please call Harriet at the Arboretum office, 515-3132. For gardening opportunities, see the boxed list of curators on page 13. ■

### Holiday cheer

Many thanks to all who shared their cookies, recipes and ornaments for the JC Raulston tree during the Christmas holidays, December 11th. It was a wonderful and beautifully sunny event. We hope to have more of these get togethers in 1998 — look for the postcards! ■

### Labyrinth

A group has formed to maintain and enhance the sacred space and energy of the labyrinth. They are using planning and planting principles and techniques developed at Perelandra. They welcome all who feel a calling to join. For more information call Larry Henson at 661-8371 or Natalie Sadler at 968-6921. ■



## Calling for Tour Guides

by Vivian Finkelstein

The Arboretum could use a few more tour guides for 1998, especially folks who are available on weekdays during the day, when the majority of guided tours are scheduled. Consider training to become a guide. It's probably the best way to learn and keep up with the plants and happenings at the JC Raulston Arboretum.

You think you don't know enough to give tours? Think again. If you love the Arboretum, can learn a little about its history and major collections by attending the training sessions and reading the training manual, and can remember a couple of dozen plants, you will be able to give a good informative tour. Be a host, teacher, welcomer, and ambassador for JC's garden by joining the volunteer tour guides in their work. You can spend as little as 10 hours a year or 20 hours a month, as your own schedule permits, and the times are very flexible.

All kinds of groups schedule private tours for their members —garden clubs, school groups, senior citizen clubs, plant societies, Master Gardener trainees in all the NC counties, book clubs, church groups, you-name-it. In addition to over 100 privately scheduled tours given each year, we conduct public tours every Sunday afternoon at 2:00 in April through October.

Call Fran Johnson at 847-5274 or Viv Finkelstein at 847-3658 if you can volunteer as a guide, or want to learn more about it. New guides should attend all three training sessions in March. Call us

by February so we can get a manual and keys to you before the training begins. Current or former guides can attend one or more sessions to refresh themselves, sign-up on the tour calendar, and catch up on new events, plants, people, and policies.

Training sessions for 1998 will be held in March, as follows.

- Sunday March 8 2:00-4:00 Viv Finkelstein (emphasis on adults)
- Sunday March 22 2:00-4:00 Bryce Lane (Director's tour)
- Sunday March 29 2:00-4:00 Beth Lane (emphasis on children)

Then, the first two Sunday public tours will be given by experienced guides, so new guides who want more examples can tag along.

- Sunday April 5 2:00 Carolyn Weathers
- Sunday April 12 2:00 Janice Dunham

Please call Fran, Viv, or the Arboretum Office at 515- 3132 to express your interest well in advance of the training sessions. And do consider joining in the fun of sharing our great treasure with the public. ■

## Curators Corner

The following is a list of all current curators and the areas in which they serve. Those with an asterisk \* are in need of your assistance. Volunteering is a great way to learn more about gardening and to work with others to share the treasure and tradition of the Arboretum. Our apologies to Doug Ruhren, whose phone number was incorrectly printed in the last newsletter.

|  |                              |          |
|--|------------------------------|----------|
| Butterfly Garden<br>(formerly the Almanac Garden)  | Patricia Highland            | 217-1252 |
| Blue Bird Houses                                   | Lynn Hoyt                    | 362-1301 |
| Iris Curator                                       | Catherine Gaertner           | 380-5172 |
| Japanese Garden*                                   | Dan Howe                     | 848-5462 |
| JC Archives  | Mary and Claude Caldwell     |          |
| Labeling*  | Tom Bumgarner                | 231-7450 |
| Lath House   | Charlotte Presley            | 851-0555 |
| Magnolia Curator                                   | Pat McCracken                | 365-7878 |
| Mixed Shrub Border*                                | Amelia Lane                  | 787-6228 |
| Perennial Borders*                                 | Edith Eddleman               | 286-7691 |
|  | Doug Ruhen                   | 688-0240 |
| Rose Garden  | Harvey Bumgardener           | 832-5426 |
|  | Anne Clapp                   | 876-3434 |
| Tour Guides*                                       | Fran Johnson                 | 847-5274 |
| Visitor Center*                                    | Bee Weddington               | 782-7787 |
| Water Garden                                       | Alicia Berry                 | 829-2524 |
| White Garden*                                      | Karen Jones                  | 834-6351 |
|  | Ann Owens and Jeff Briggs    |          |
| Garden of Winter Delights*                         | Jonathan Nyberg              | 544-7843 |
|  | Frank Simpson                | 682-5754 |
| Wisteria Garden                                    | Larry Garvel and Linda Jones |          |
| Volunteer Representative<br>to the Arboretum Board | Ann Clapp                    | 876-3434 |

# Publication News

**There is nothing** more humbling for a newsletter editor than getting the latest copy of [Allen Lacy's Homeground](#) (PO Box 271, Linwood, NJ 08221. Quarterly, \$38/year). It is top-quality in every way one can measure a gardening newsletter, the most important being quality articles about plants. The fall '97 issue has an article by Nancy Goodwin of Montrose about *Cyclamen* that includes step-by-step seed germination. I'd recommend trying out [Homeground](#) if you're interested in reading about plants and the horticultural world (which I'm sure includes everyone who is reading this!) ■

[Garden Therapy](#), One to Grow On, Inc., PO Box 5372 Virginia Beach, VA 23471. Phone: 888-383-2240. This is a newsletter whose motto is "We believe gardening should be good for the soul and not hurt the body". It has various tools that make gardening less stressful for the body. ■

[HortIdeas](#), by Greg and Pat Williams, 750 Black Lick Rd., Gravel Switch, KY 40328, continues to be a great clearinghouse for horticultural information. I can't imagine the publications they must look through. It is now available online, e-mail: [gwill@mis.net](mailto:gwill@mis.net). ■

[HerbalGram: the Journal of the American Botanical Council and the Herb Research Foundation](#). PO Box 201660, Austin, TX 78720. Quarterly, \$25/year. Phone: 512-331-8868. Probably the best collection of books for sale on medicinal plants, herbals, ethnobotany, essential oils, and general botany for both the lay and scientific

reader. In fact, this is just an outstanding publication. You'll be surprised how many interesting articles you'll find. The recent issue, #40, has a thorough monograph on *Hypericum perforatum*, St. John's Wort, which is becoming very popular for the treatment of mild depression. I would highly recommend anyone taking St. John's Wort, or thinking about it to read this article. Also in the same issue is, [Phytochemicals Outperform Synthetics In Treating Enlarged Prostate](#), which informs us of scientific studies from Europe that show Saw Palmetto (*Serenoa repens*) extract works very well to shrink enlarged prostate. In the Triangle area, this magazine is available at Barnes and Noble and Wellspring Grocery. ■

**Many years ago** I lived in a self-proclaimed anarchist collective — not for any ideological reasons, but the only person I knew in town lived there and rent was cheap. The anarchists were big into alienation, and a member gave me an article entitled, "Agriculture: The Roots of Alienation." Since I was studying horticulture at the local university, he felt it only right that I realize what evil I was involved in. The article introduced me to the idea that the hunter-gatherer lifestyle, usually characterized as being "brutish and nasty", was actually much better than the one we have today. According to the article, hunter-gatherers spent less of their time getting food and other necessities, and therefore had more leisure time. Also, since they had little surplus food, everyone had to contribute to the hunting and gathering, making society quite egalitarian. But with agriculture came food surpluses which could support an upper class, providing they could get enough food from the farmers, usually in a coercive

manner of some kind. So, the author said, human culture went from being entirely hunter-gatherer, and not alienated from the land or themselves, to being mostly agricultural, and alienated from the land and themselves.

This was very interesting to me and I decided to research the beginnings of agriculture for myself. For several years I went to libraries and bookstores, hoping to find that one elusive book that would tie everything together. There's little doubt agriculture is more work. Why did people switch from hunting-gathering to agriculture? Was it climate change? Or population pressure? Yet, most people seemed to think that it was agriculture that increased the population, not the other way around. Well, I read enough to satisfy my curiosity about the beginnings of agriculture, and throughout the years I continued to scan books to see if I could find any new information.

Last month at the Regulator bookstore in Durham, I saw a book titled *Guns, Germs and Steel / The Fates of Human Societies*, by Jared Diamond. It had a painting on the cover of what looked to be a Spanish soldier with his sword raised against an Aztec or Incan chief. Well, I thought, maybe it has something about agriculture. I turned to the table of contents and was amazed to see seven chapters under the heading, "The Rise and Spread of Food Production." My heart was beating a little faster as I turned to a chapter, "To Farm or Not to Farm." Several pages later, I closed the book, walked to the checkout counter and bought it.

I really don't know what to say about the book after one reading — except read it. If you have any interest whatsoever in why societies

developed the way they did; why Europeans conquered native people around the world and not the other way around; the beginnings of agriculture, technology, writing and government; why Europeans had better germs than other people; why racist theories of cultural dominance are incorrect; in short, if you have any interest in anything that has happened in the past 13,000 years, then you need to read this book. I guarantee you won't look at history the same ever again. And, it might even change the way you look at the people down the street. I've already sent a copy to my anarchist buddies. ■

Another book I picked up that same productive day at the Regulator is *The Decadent Gardener*, (Dedalus Ltd., Distributed in the US by Subterranean, PO Box 160, 265 S. Fifth St., Monroe, Oregon 97456). The authors are listed as Medlar Lucan and Durian Gray. This is only the first deception of a brilliant, clever book—probably written by editors Alex Martin and Jerome Fletcher. I say probably because I truly don't know exactly what is fact and what is fiction in this book. I take it all as fiction until proven otherwise. But it really doesn't matter. This book makes me laugh.

It is the story of garden designers Lucan and Gray as they work for the wealthy Mrs. Gordon of Montcullen. After meticulous research, they find themselves inspired by people like Humphrey Repton, of which Mr. Gray wrote:

"His greatness lay not in his ability to create acres of tedious English parkland, but in his ruthlessness. As a gardener he was without mercy. He was quite prepared to flatten an entire mining village because it spoilt a particular sight

line."

Their final garden plan includes: The Sacred, or 'Blasphemous', Garden; The Garden of Venus; The Cruel Garden; The Garden of Oblivion; The 'Paradis Artificiel'; The Fatal Garden and Gardens of the Mind.

From the back cover:

"They reveal the darkside of another suburban activity which is still widely thought to be the preserve of old ladies in sensible shoes. The aim of Lucan and Gray is to return gardening to its Priapic roots, to reveal a world which is founded on sex and death, decay and sensuality, where the stench of corruption mingles with the cloying scent of fecundity, where acts of cruelty and violence are everyday occurrences. It is destined to become an indispensable manual for the thinking gardener."

It might go very well with your Martha Stewart collection. I do feel a need to point out that this is not a book which would receive funding from the National Endowment for the Arts without protests from certain politicians and civic groups—especially the chapter describing the Garden of Venus. But for others, it is as one reviewer wrote, "A scholarly work, cleverly disguised as a very amusing read." ■

# JC

## In Retrospect: A Garden Destroyed

By Barbara Scott  
reprinted from the *Trillium*

What I noticed first about the monks was their concentration; they seemed oblivious to the flow of spectators around them. What I noticed next was their shoes, which were obviously donated. Brown leather oxfords and topsiders from the West looked out of place with the traditional robes the monks wore draped around their shoulders. I could imagine someone gardening in those shoes.

The lamas from Tibet's Sera Je Buddhist monastery worked around a small table in pairs, taking turns tapping brass funnels filled with colored sand. Grain by grain, they were creating a picture composed of patterns and squares, animals and plants. A video in the museum where they worked showed their sand painting, a mandala, being built in three dimensions. Making it involves a ritual that represents all creation, both human and divine. While the mandala exists, the creatures depicted in it are homes to the spirits and gods they represent.

As I watched the lamas lay sand upon the table where they had chalked a design, I thought of making a garden: defining a space,

laying down seeds like grains of sand, repeating the same tasks again and again. The monks attended to their work the way that I would like to garden; their attention never wavered. When such concentration comes over me in the garden, all of the distractions and concerns that make up living in a city fade. For a few moments, only soil and air occupy me.

The monks seemed to live completely in their task. In spite of that, to represent their lack of attachment and to fulfill the mandala's meaning, they would destroy it the day after its completion. When that day came, the museum filled with all the people who had watched the mandala being created during the preceding week.

Despite all the clamor of people and cameras, the monks' demeanor did not change as they prayed and chanted, sometimes in unison, sometimes separately, to sanctify the mandala's destruction. The final moments came quickly. One lama pinched sand from the painting between his fingers to destroy creatures on the mandala and release the spirits living in them. Then he divided the mandala into sections with a pointed brass tool. Taking a piece of cardboard in hand, he swirled the cut design into circles and swept the sand into a glass vase.

Watching the destruction from behind the ropes that separated me from them, I wondered at the monks' composure. I struggled to maintain mine. Their act evoked such sadness in me—images of gardens built and left behind and memories of friends found only to be lost.

A final step remained. The mandala, now a vase of sand with no distinct colors remaining, would

be dispersed in water. In their red and gold robes and incongruous shoes, the monks walked together in the sunshine to the meadow outside the museum. There they scattered the sand in a pond, dissolving all their labors.

This happened at the North Carolina Museum of Art last October, just a month after a hurricane wiped away trees at random, leaving one street untouched, another fragmented. At the end of the year, an accident at Christmas would claim J.C. Raulston without warning. The focus that marked his work at the Arboretum in Raleigh takes on new meaning when one looks at pictures taken of him during the last months of his life. He had taken to shaving his head, monk-like, calling to mind a brotherhood of the spade. That brotherhood seems to exist as his colleagues and all the gardeners who support the Arboretum continue their work.

Perhaps the monks can be dispassionate about destroying their gardens of sand because they know other mandalas will be made, that life lies in the act of making rather than in individuals or in creations. Perhaps this is what makes me garden, despite knowing that some plants will succumb every year to my inattention or ignorance. And despite knowing that every garden I make will change in unforeseen ways and someday disappear. ■

## JC Interview


For a copy of Jim Wilson's 1996 hour-long interview with JC, filmed at the Arboretum, contact: Great Gardens, Episode 102, HGTV, PO Box 50970, Knoxville, TN 37950 ■




# Reviews and Previews

---


## A few recent Arboretum events



Edith Eddleman in the  
summer border



Hey, the Arboretum staff together in one place. Now there's an event! From left to right; kneeling: Jonathan Nyberg, Val Tyson; standing: Catherine Maxwell, Bryce Lane, Mitzi Hole, Karen Jones, Catherine Gaertner, Pamela Christie



Tina Belmaggio shows off her wreath and table centerpiece made during the holiday decorations workshop.



Larry Mellichamp (left) and Peter Loewer visit the *Agave* in the Garden of Winter Delights at the Arboretum.

# Travel News

## Expedition, cont. from p. 11

least 3 days is require to completely view the entire garden.

### Sunday 9-28-97

At 9 a.m., we departed to our first destination of Mt. Sorak, a mountain range near the east coast, bordering the DMZ to the north. The drive actually went faster than expected, as we were able to travel on interstate toll roads most of the way. The road system in Korea rivals anything we have in the US, including "service area" where fast food was plentiful. New and expanded interstate highway construction is a sight that we literally saw along our entire route.

Along the route, most of the flat land was used for agriculture, primarily food crops. The production of rice rivaled China, but the harvesting was all mechanized, as we watched miniature combines make their way through the rice paddies as harvesting was in full swing. Also fruit production and quality was staggering. Throughout the rest of the trip, we enjoyed some of the finest fruit that we have ever eaten including Fuji apples, giant Asian pears, and fabulous seedless tangerines. Highway beautification was not foreign to Korea, although the miles of hybrid coreopsis seemed a bit of a strange choice.

In addition, I don't think we traveled one mile on flat ground that we didn't see hundreds and thousands of greenhouses. I would venture a guess that there are easily more

greenhouses in small country of Korea than there are in the entire US. Virtually all of the greenhouses, however are used for vegetable crop production, and of course, one of their major imports, ginseng.

The one thing that we quickly noticed about Korea is the cleanliness of the country. It was virtually impossible to find any trash on the ground that was not being picked up as soon as it hit the ground. Along every street, workers reminiscent of those at Disney World would stand poised to dart out in traffic, with broom in dust pan in hand if any remnant of trash should come their way.

We arrived in the town of Sokcho at 5 p.m. after a hard day on the road, we had no trouble finding a cheap hotel....actually it was the same one that Bleddyn and Sue had used on an earlier trip. The only thing horticultural here was a struggling jujube (*Zizyphus jujube*) in full fruit growing out of a crack in the asphalt. I would quickly learn that some members of our group were...shall we say, overly cost conscious, and would gladly sacrifice comfort for price. We did beg for a restaurant with chairs, and were fortunate to find a nice Chinese establishment near the hotel.

We also noticed that there are very few private phones in Korea...not in hotels, and not in businesses. Korea, it's people and it's businesses operate on cellular phones. The best we could manage in our rooms was a room-to-room connection. For calls back home, we would have to venture out to try and find a nearby pay phone.

### Monday 9-29-97

At 9 a.m., we departed Sokcho to Mt. Sorak. We made several stops along the road, where we found such gems as the hardy dutchman's pipe, *Aristolochia mandschuriensis* (al-

though I had to recall my tree climbing skills of youth to reach a rare cigar like fruit). I found my first large populations of *Arisaema peninsulae*, acres of *Clematis heracleifolia*, and the most spectacular of the cimicifugas, *C. dahurica*. Seeing this 7' tall gem in person was indeed a special moment. Also, growing along side the road was *Astilbe koreana*, an astilbe that preferred dry sunny road cuts to the moist lowland of typical astilbes.

As we journeyed further from the road, we found such treasures as *Asarum sieboldii* (deciduous), *Paris verticillata*, and a stunning array of ferns. The ground was again carpeted with *Hepatica asiatica* and the commonly found *Carex siderosticha*. It was time now for our daily lunch stop...Spam or Tuna sandwiches, Vienna sausages, and the choice of Korean's everywhere...Pringle's potato chips.

Further down the road at a similar stop, we had to traverse two rivers that were not equipped with the usual stepping stones. Removing shoes, socks, and in some cases pants, we each made our way across two streams to the treasures that we hoped awaited on the other side. If nothing else, this stop provided some great Kodak moments in river crossing.

The dominant tree in this entire stretch was none other than *Magnolia sieboldii*. These stunning specimens were each loaded with pods of bright orange colored fruit. Other trees in the area in great abundance were *Styrax japonicus*, *Styrax obassia*, *Lindera obtusiloba*, *Betula dahurica* (identical to our native *B. nigra*) and a variety of maples, especially the lovely *Acer pseudosieboldianum*. ■

**To be continued in the next issue of the Arboretum Newsletter**

# Membership News

## New Benefits for Friends Old and New

You are probably aware that much of the Arboretum's support comes from your membership contributions. We thank you for being a part of the Arboretum and making its work possible.

Over the past year, we asked members what they wanted in return. The answers came down to two things: more educational opportunities and **more plants!** The new benefits listed below were developed in response to those requests.

We hope you'll consider sharing membership with a friend. If each member could get one person to join we could double our membership! Ask one of your gardening friends if they would like to help support the Arboretum and its continuing mission of enriching and expanding urban and residential landscapes by promoting a greater diversity of superior and better adapted landscape plants.

The purpose of the Friends of The JC Raulston Arboretum is to encourage and support NCSU in establishing a significant arboretum of high quality at the University to enhance teaching and research programs in Horticultural Science, and to serve the public, nursery and landscape industries as a place of continuous learning and inspiration. Membership fees and donations are used for construction of new facilities, purchase of plant materials, and for maintenance. All contributions are tax-deductable.

## New membership benefits

### Student \$10

Quarterly *Arboretum Newsletter*, free members lectures, annual members picnic and admission to annual Friends of the Arboretum rare plant give-away.

### Individual \$30

Benefits listed above.

### Family \$40

Benefits listed above plus two membership cards, admitting two to the Friends of the Arboretum rare plant give-away.

### Organization \$50

Benefits listed above plus a free group tour.

### Sponsor \$100

Benefits listed above plus choice of a Contributor's Connoisseur Plant.

### Donor \$250

Benefits listed above plus two Contributor's Connoisseur Plants and an invitation to the annual Director's Dinner.

### Patron \$500

Benefits listed above plus five Contributor's Connoisseur Plants, a

private tour of the Arboretum with the Director and a free subscription to the *Carolina Gardener*.

### Bronze Leaf \$1,000

Benefits listed above plus ten Contributor's Connoisseur Plants, invitations to receptions for visiting lectures, a special Director's seminar and two complimentary memberships.

### Silver Leaf \$2,000

Benefits listed above plus twenty Contributor's Connoisseur Plants, recognition in the ledger of Arboretum benefactors and the privilege to host an event at the Arboretum for the group of your choice.

### Gold Leaf \$5,000

Benefits listed above plus a special educational program at the site of your choice and the plant of your choice propagated for you.

### Special Green Industry Benefits

Green Industry members at the \$1,000 level and above receive a special industry gift pack. Members at the \$5,000 level receive an invitation to sit on the Plant Advisory Board. ■

## Membership Application

- |  |  |
|--|--|
| <input type="checkbox"/> Student \$10  | <input type="checkbox"/> Donor \$250         |
| <input type="checkbox"/> Individual \$30   | <input type="checkbox"/> Patron \$500        |
| <input type="checkbox"/> Family \$40   | <input type="checkbox"/> Bronze Leaf \$1,000 |
| <input type="checkbox"/> Organization \$50   | <input type="checkbox"/> Silver Leaf \$2,000 |
| <input type="checkbox"/> Sponsor \$100   | <input type="checkbox"/> Gold Leaf \$5,000   |
| <input type="checkbox"/> My company matches gifts. I have enclosed a matching gift form. |  |

name \_\_\_\_\_

address \_\_\_\_\_

city/state/zip \_\_\_\_\_

telephone/fax/e-mail \_\_\_\_\_

Make checks payable to  
The North Carolina Agricultural Foundation  
with Friends of The JC Raulston Arboretum on the memo line.  
Mail to The JC Raulston Arboretum at NC State University  
Department of Horticultural Science, Box 7609, Raleigh, NC 27695-7609

## Director's Letter, cont. p. 1

volunteer; oh yes, he is also a faculty member at NC State in Electrical Engineering. Art has worked diligently to create one of the best web pages I have seen for a botanical garden or arboretum. Thanks Art, for your dedicated service to the arboretum. The web page address is: <http://arb.ncsu.edu>

Special thanks and appreciation also go to Mitzi Hole, the arboretum technician, who has spent the past year working tirelessly to keep the garden in fantastic shape. She has coordinated many new garden changes that you will want to read about in her article in this newsletter. Mitzi is very dedicated to the arboretum and will do whatever it takes to get the job done. Thanks Mitzi for all you do!

To conclude my comments, I would

like to mention a couple of plants that we are planning on propagating and growing. First, I am planning to visit Maymont Park in Richmond, Virginia again this spring to take cuttings from an incredible specimen of *Enkianthus perulatus*. White enkianthus is a deciduous shrub that grows about 6'x9'. It is more spreading than *Enkianthus campanulatus* and has phenomenal red/burgundy fall color. Flowers are white and urn shaped, but what is so striking is the incredible deep rich fall color. We will see how it performs at the arboretum; the one plant we currently have is a scrawny thing that has been in shade most of its life.

The other plant sits in the west arboretum and it blew me away on a cool late November day. *Lindera umbellata* is a multistemmed, medium sized deciduous shrub that originated in Japan and central China. A bit straggly as an established plant, the

fall color this year was an iridescent yellow/orange/rose and stopped me and two visitors in our tracks when we saw it. So we will see how it propagates and grows in some different spots. Watch for next year's fall color. Lots of other things in the works; we will keep you posted.

I want to thank all of you for your continued and faithful support. I especially appreciate the calls and correspondence you have directed my way offering words of support and encouragement. I hope to meet many of you in the coming year and look forward to the wonderful plants, people, and programs that the JC Raulston Arboretum will bring together! ■



### The JC Raulston Arboretum at NC State University Department of Horticultural Science

Box 7609  
Raleigh, NC 27695-7609  
Arboretum office: 919-515-3132  
Development office: 919-515-2000  
World Wide Web Address:  
<http://arb.ncsu.edu>

Bryce Lane, Director  
Catherine Maxwell, Director of Development  
Mitzi Hole, Arboretum Technician  
Pamela Christie, Secretary  
Valerie Tyson, Plant Recorder  
Karen Jones, Gardener  
Doug Ruhren, Horticultural Advisor  
Jonathan Nyberg, Program Coordinator  
Harriet Bellerjeau, Volunteer Coordinator

*Friends of the JC Raulston Arboretum Newsletter* is published four times a year.

Jonathan Nyberg, Editor

## Classified Advertising

As a benefit of membership, the newsletter is accepting classified ads under the following heading. There is no charge for this service. We reserve the right to edit. Send your brief ad to: Classified Ads, JC Raulston Arboretum, Box 7609, Raleigh, NC 27695-7609.

### Plants or Seed for Sale/Swap (Non-Commercial Only)

Waiting for your ad